
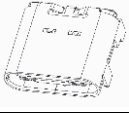
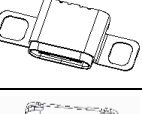
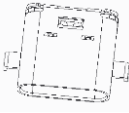
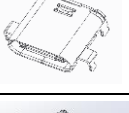



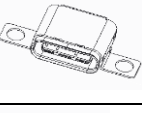


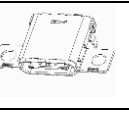
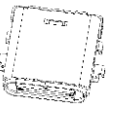
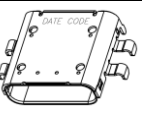
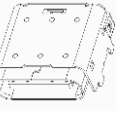
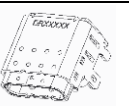

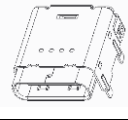


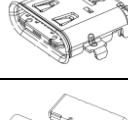
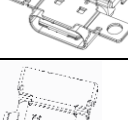

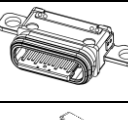
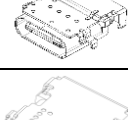
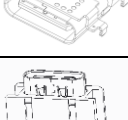
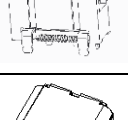
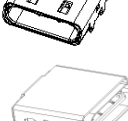
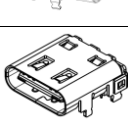
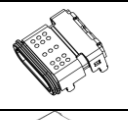
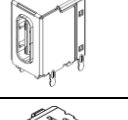
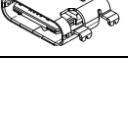





Item	DEREN Part number	Picture	Center High	Pin Count	SMT / DIP	contact Foot Length	Shell Foot Length	Others	Length	Width	Height	TID number	TBT3	TBT4
1	560Q16-005H		1.57	24	DUAL SMT	N/A	0.6	R/A & Top Mount	8.45	8.94	3.14	6288		PASS
2	40-42379-A4XXRH		1.57	24	DUAL SMT	N/A	0.6	R/A & Top Mount	8.15	8.94	3.14	NA		
3	40-42379-A7XXRH-LX		1.57	24	DUAL SMT	N/A	0.6	R/A&ON PCB	8.45	9.5	3.39	6288		PASS
4	40-42356-A2100RH		0.47	24	DUAL SMT	NA	0.8	R/A& Top Mount	8.15	12	3.14	5,210,000,003	PASS	
5	40-42356-A5101RH		0.47	24	DUAL SMT	NA	1.6	R/A& OFFSET	8.15	12	3.64	5,210,000,003	PASS	
6	40-42356-A8300RH		0.47	24	DIP & SMT	NA	0.7	R/A& OFFSET	8.2	18.4	3.65	5,210,000,003	PASS	
7	40-42407-0246300RH		1.78	24	DIP & SMT	0.9	0.9	R/A& Top Mount	9.86	9.2	3.47	5,200,000,005		
8	40-42515-A0X00RH		-1.1	24	DIP & SMT	1.3	1.3	R/A & OFFSET	10.2	12.4	1.72	NA		
9	40-42509-0240XR		1.48	24	DIP & SMT	0.7	0.7	R/A& Top Mount	7.9	18.2	3.2	NA		
10	40-42583-A1200RH		3.4	24	DUAL SMT	NA	1.5	R/A& Top Mount	11.1	10.05	5.23	5,210,000,004		
11	40-42583-A3100RH-F		3.4	24	DUAL SMT	NA	2.2	R/A& Top Mount	11.1	9.45	5.23	5369		PASS
12	40-42584-A2XXRH		1.1	24	DUAL SMT	NA	1.7	R/A & OFFSET	10.05	11.8	2.88	2396	PASS	On going
13	40-42584-A3XXRH		1.1	24	DUAL SMT	NA	0.8	R/A & OFFSET	10.05	11.8	2.88	2396	PASS	On going
14	40-42500-A1500RH-HQ		0.6	24	DIP& SMT	0.4	0.9	R/A & OFFSET	8.94	12.35	3.18	NA		
15	40-42562-A0200RH-L		2.28	24	DIP& SMT	0.85	0.85	R/A & Top Mount	9.6	9.82	4.91	3695		
16	40-42564-A0200RH-W		3.4	24	DIP& SMT	1.78	2.2	R/A & Top Mount	11.25	10.5	7.89	6257		

17	40-42564-A1200RHF-PG		3.4	24	DIP & SMT	0.7	1.8 & 2.2	R/A & Top Mount	10.5	10.5	5.69	6257		
18	560Q08-006H		3.4	24	DIP & SMT	1.4	1.3	R/A & Top Mount	11.1	9.9	5.18	6257		
19	560Q10-016H		-0.64	24	DUAL SMT	NA	0.8	R/A & OFFSET	9.53	11.95	4.11	7004		On going
20	560Q10-018H		-0.64	24	DUAL SMT	NA	0.8	R/A & OFFSET	9.53	11.95	4.11	7004		On going
21	560Q11-003H		0.47	24	DUAL SMT	NA	0.8	R/A & OFFSET	7.85	11.95	3.76	5,200,000,651	PASS	
22	560Q17-001H		-1.15	24	DUAL SMT	NA	1.05	R/A & OFFSET	18.12	10	4.43	1403	PASS	
23	560Q17-002H		-1.15	24	DUAL SMT	NA	1.05	R/A & OFFSET	12.05	10	4.45	1403	PASS	
24	560Q18-001H		0.9	24	DUAL SMT	NA	1.7	R/A & OFFSET	10	18.4	4.6	NA		
25	560Q14-002H		1.51	24	DUAL SMT	NA	NA	R/A & OFFSET	7.16	17	4.1	NA		
26	560Q25-001H		-0.55	24	DUAL SMT	NA	0.9	R/A & OFFSET	9.84	11.95	3.74	2995		
27	560Q26-001H		0.07	24	DUAL SMT	NA	1	R/A & OFFSET	10.75	11.94	3.31	NA		
28	560Q27-001H		NA	24	DUAL SMT	NA	1.6	VT & Top Mount	5.72	13.1	15.05	NA		
29	560QB2-005H4000R		1.78	24	DUAL SMT	NA	1	R/A & Top Mount	10.18	9.4	3.6	NA		
30	560QB2-006H100XR		0.7	24	DIP & SMT	NA	0.8	R/A & OFFSET	9.65	9.2	3.16	NA		
31	40-42535-BXX00RHF		1.78	16	DUAL DIP	1	1	R/A & Top Mount	9	9.65	3.36	200,000,262		
32	560G08-001H		1.6	16	DUAL DIP	1.17	1.32	R/A & Top Mount	9.75	10.54	4.76			
33	560E04-001H		7.05	14	FOUR DIP	0.8	1.9	VT & Top Mount	10	6.9	12.95	NA		
34	40-42479-0144XX0RHF		0.02	14	Single SMT	NA	0.75	R/A & OFFSET	6.9	8.94	3.16	NA		

35	560E01-010H		-0.02	14	Single SMT	NA	0.65	R/A & OFFSET	6.9	16.2	3.46	NA		
36	560QB2-007H1000R-LX		2	24	DUAL SMT	NA	0.45	R/A& Top Mount	9.72	9.98	3.78	NA		On going